

MIDDLETOWN PEN COMPANY

Exclusive national service agents for Eversharp products

1801 NEWPORT AVENUE
CHICAGO 13, ILL.

September 25, 1953

TO EVERSARP AUTHORIZED SERVICE STATIONS:

Attached you will find your copies of Eversharp's Authorized Service Station service parts price list, code sheet and part number lists of the seven new desk sets added to Eversharp's current line of desk sets.

With the exception of the new parts number sheet, the code symbol and parts price sheets replaces those you now have and which should be destroyed.

Yours very truly

MIDDLETOWN PEN COMPANY

Robert L. Pohlmann

Robert L. Pohlmann
Service Manager

RLP/et
encls - 3

EVERSHARP, INC.

Service Parts Price List

DESK SETS

Part Number	Part Description	Suggested List Prices	Suggested Consumer Exch. Price	Dealer Exchange Price	A.S.S Exchan List
<u>BASES ONLY</u> - (Does not include swivels, humidors, felt pads, etc.)					
8421	355 BSL-GSL-RSL	\$ 1.00	\$ 1.00	\$.65	\$.50
8495	355 GM-BM	1.00	1.00	.65	.50
8425	457 BSL-GSL-RSL	1.50	1.50	1.00	.75
8409	2535 O	5.00	5.00	3.35	2.50
8815	2535 M	5.20	5.20	3.50	2.60
8154	325R BG	1.20	1.20	.80	.60
8410	35 O	8.60	8.60	5.75	4.30
8817	35 M	9.00	9.00	6.00	4.50
8152	354 BG	1.40	1.40	.95	.70
8153	44 BG	1.60	1.60	1.05	.80
8407 (*)	44 BL	4.30	4.30	2.90	2.15
8407 (*)	44 RR-GR	7.00	7.00	4.70	3.50
8407 (*)	44 A	15.00	15.00	10.00	7.50
8407 (*)	450R C-BC-GC-AC	4.90	4.90	3.30	2.45
8111	46 O	15.00	15.00	10.00	7.50
8200	7R C-BC-GC-AC	10.50	10.50	7.00	5.25
8201	48 BG	14.00	14.00	9.35	7.00
8408 (*)	48 BL	9.00	9.00	6.00	4.50
8408 (*)	48 RR-GR	13.50	13.50	9.00	6.75
8408 (*)	48 A	25.00	25.00	16.65	12.50
8816	48 M	15.00	15.00	10.00	7.50
8412	510 O	34.00	34.00	22.65	17.00
8202	510 BG	16.00	16.00	10.65	8.00
8413	612 O	43.00	43.00	28.65	21.50

(*) Note: When Ordering Bases, specify exact base material.
SEE CODE SHEET

BALL AND SWIVEL COMPLETE

8127	All Models	2.50	1.00	.65	.50
------	------------	------	------	-----	-----

GOLD PLATED WASHERS

8241	Large Round Washer	.75	.60	.40	.30
8401	Small Round Washer	.75	.60	.40	.30
8159	Small Round Washer	.50	.40	.25	.20
8400	Square Washer	.50	.40	.25	.20

HUMIDORS COMPLETE

8441	All Plastic Humidors	1.00	.40	.25	.20
8439	All Gold Shell Humidors	2.00	.60	.40	.30

EVERSHARP, INC.
Service Parts Price List
DESK SET CODE SYMBOLS

P.....Plastic Humidor	BSL.....Brown Simulated Leather
G.....Gold Humidor	GSL.....Blue-Green Sim. Leather
2535.....2½" x 3½" Rectangular	RSL.....Red Simulated Leather
325R.....3-1/4" Round	GM.....Grey Crackle Finish
355.....3½" x 5" Rectangular	BM.....Bronze Crackle Finish
354.....3½" x 4" Rectangular	BG.....Jet Black Glass
44.....4" x 4" Square	O.....Onyx Marble
45OR.....4½" Round	M.....Pedrara Marble
46.....4" x 6" Rectangular	C.....Clear Crystal
7R.....7" Round	AC.....Amber Tone Crystal
48.....4" x 8" Rectangular	BC.....Aqua Blue Crystal
510.....5" x 10" Rectangular	G.....Silver Green Crystal
612.....6" x 12" Rectangular	BL.....Genuine Brown Leather
	RR.....Genuine Red Reptile
	GR.....Genuine Green Reptile
	A.....Genuine Alligator

NOTE: In ordering bases, be sure to specify on your order, the
PART NUMBER - COLOR - MATERIAL by above code symbols.

SR.....Star Reporter Pen	C.....Calender
SN.....Steel Nib Pen	W.....Watch
N5.....#55-5 Nib Pen	NP.....Nameplate
N6.....#7-5 Nib Pen	
N7.....#25 Nib Pen	

MIDDLETOWN PEN COMPANY

Exclusive national service agents for Eversharp products

1801 NEWPORT AVENUE
CHICAGO 13, ILL.

December 30, 1953

TO EVERSHPARP AUTHORIZED SERVICE STATIONS:

Attached are your copies of Eversharp's Authorized Service Station service parts price lists, illustrations and general repair instructions on


EVERSHARP'S Slim Ventura Pens
EVERSHARP'S Slim Ventura Pencils
EVERSHARP'S Leather Covered Pencils
EVERSHARP'S New Retractable Ball Point Pens.

Every effort has been made to clearly define each part, it's part number and replacement cost to you, and from reports previously received, believe we have succeeded, in our past efforts.

If additional copies are desired, please feel free to request the sets desired which will be mailed promptly.

Yours very truly

MIDDLETOWN PEN COMPANY



Robert L. Pohlmann
Service Manager

RLP/et



It has been brought to our attention that repair shops have reported in a few instances of the Retractable mechanism in Eversharp's #609 pen breaking down.

We have conducted an investigation on this, and find that in practically all cases, this is due to the fact that our EVERSHARP KEC-54 cartridge in the #609 has been taken out and replaced with a FISHER cartridge -- an all purpose cartridge manufactured by a Chicago firm.

The reason for the breakdown of the #609 mechanism is that this mechanism has been built to work against a flexible polyethylene cartridge -- the KEC-54 -- and not against a metal cartridge, such as FISHER puts out.

TELL YOUR CUSTOMERS ABOUT THIS AT ONCE. If you sell your customers a FISHER cartridge for their EVERSHPARP #609 Retractable, you are actually doing them a dis-service by ruining their pen.

EVERSHARP has the longest line of ball point pens - all using the same cartridge - in FOUR brilliant colors. YOU can't go wrong when you stock EVERSHPARP KEC-54 cartridges.

REMEMBER TOO: When you sell EVERSHPARP KEC-54 cartridges for #609 EVERSHPARP Retractable - you not only protect the reputation of the merchandise you sell. - BUT PROTECT YOUR OWN REPUTATION AS A REPUTABLE DEALER AND AUTHORIZED SERVICE STATION.

* * * * *

December 15, 1953

EVERSHARP, INC.

Service Parts Price List

EVERSHARP NIBS.

<u>Part No.</u>		<u>Suggested Consumer List Price</u>	<u>Suggested Consumer Exchange List Price</u>	<u>Dealer Exchange List Price</u>	<u>A.S.S. Exchange List Price</u>
7912	Steel Nib	\$.35	\$.35	\$.23	\$.18
8672	Flexible Nib	2.00	.90	.60	.45
8673	Manifold Nib	2.00	.90	.60	.45

December 15, 1953

GENERAL REPAIR INSTRUCTIONS ON EVERSHARP SLIM VENTURA
PENS AND PENCILS

Cap & Clip Assembly

The cap and clip assembly of the new EVERSHARP Slim Ventura Line are all identical in construction except for the cap liners as shown on the attached illustrated sheets.

Replacement of the inner and outer clip is readily accomplished since the only tool needed is as shown in these instructions. With this tool inserted between the clip assembly and cap shell so that the tool knife edge is resting on the inner clip spring tongue, press the tool downward until entire clip assembly snaps loose and outward. Remove tool and by grasping the clip assembly with thumb and forefinger remove from cap shell.

To replace the clip assembly, reverse the above procedure by inserting clip assembly - top end of clip and inner clip spring - into cap shell clip opening. It may be necessary to "rock" clip assembly into position but this should be done without forcing. Hold cap in an inverted position, clip assembly held tight against cap shell, and insert tool knife edge between inner cap spring tongue and inner cap spring body. With a clockwise twist of the tool, snap inner spring tongue into cap shell slot. Try clip for proper action.

Cap Liner Removal

If it becomes necessary to remove either a pen or pencil cap liner, the following procedure should be used. This is only recommended for service stations having a lathe.

Remove clip assembly. Insert cap shell in lathe chuck - open end of cap shell exposed - and using a small cutting tool remove spun edge of cap shell. This cut should be very minute and only enough to allow the cap liner to be removed without force. After the liner has been removed, the cap seal in PEN LINERS ONLY should also be removed by use of the cap liner tool used on other model pens.

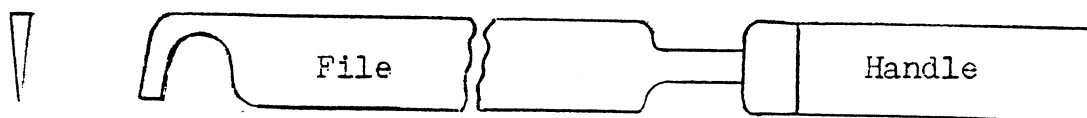
If a new liner is to be installed, it will be necessary to cut approximately .025" from the length of the new liner, since the cap shell length was reduced by cutting during removal of the old liner.

Installing the new liner (shortened by .025"), place liner in cap shell making absolutely certain that the clip assembly slot in the liner is in perfect alignment with the cap shell clip assembly slot. THIS IS VERY IMPORTANT. Insert cap shell with liner in lathe chuck and spin cap shell edge over liner by using a burnishing tool. Be sure that the finished edge is smooth and holds the liner tight.

Metal Barrel Liner

To remove a metal barrel liner (#723 & #725 Pens only), the same procedure should be followed as in cap liner removal. However it should be noted that the metal barrel liner SCREWS INTO THE METAL BARREL FOR APPROXIMATELY .025", before the edge of the metal barrel is spun to insure a smooth edge and to secure the liner.

As explained before, the only tool needed for clip assembly repairs is the one shown below very readily made from an old file which should be approximately 1/2" wide, 1/8" thick and about 8" long ground down on an emery wheel to the illustrated shape.



We have tried to clearly explain the very simple procedure for repairing the new EVERSARP Slim Ventura Pens and Pencils, but in the event that further explanation is necessary, please feel free to contact us for prompt solution to any problems you might have.

EVERSHARP, INC.

Service Parts Price List

SLIM VENTURA PENS

Models 717 - 719 - 721 - 723 - 725

Part No.	Parts Description	Suggested Consumer List Price	Suggested Consumer Exchange List Price	Dealer Exchange List Price	A.S.S. Exchange List Price
<u>CAP PARTS</u>					
8693	Cap Complete with Clip	\$ 2.75	\$ 2.00	\$ 1.33	\$ 1.00
8701	Cap Complete with Clip	5.00	3.80	2.53	1.90
8810	Cap Complete with Clip	5.50	3.95	2.63	2.00
8726	Cap Complete with Clip	4.85	3.70	2.47	1.85
8709	Cap Complete with Clip	5.65	4.20	2.80	2.10
8694	Cap & Liner Only	1.65	1.40	.93	.70
8702	Cap & Liner Only	3.60	2.75	1.83	1.40
8710	Cap & Liner Only	4.25	3.10	2.07	1.55
8677	Cap Liner Only	.50	.50	.35	.25
8689	Cap Seal Only	.25	.20	.13	.10
8669	Clip Only	.60	.30	.20	.15
8670	Clip Only	.90	.60	.45	.30
8671	Clip Only	.75	.60	.45	.30
8690	Clip Spring Only	.25	.10	.07	.05
8695	Clip & Spring Assembly	.85	.40	.27	.20
8703	Clip & Spring Assembly	1.15	.70	.52	.35
8730	Clip & Spring Assembly	1.00	.70	.52	.35
<u>BARREL PARTS</u>					
8678	Plastic Barrel Only	1.90	1.40	.95	.70
8731	Sterling Silver Barrel & Liner	7.00	6.00	4.00	3.00
8739	Gold Filled Barrel & Liner	9.25	7.50	5.00	3.75
8666	Section Only	.25	.12	.08	.06
8668	Ink Sac Only	.10	.06	.04	.03
8679	Presser Bar Only	.30	.16	.12	.08
8667	Air Tube Only	.05	.05	.04	.03
8687	Feed Only	.35	.30	.20	.15
8672	Flexible Nib				
8673	Manifold Nib				

Plastic Barrel Colors: Black - Blue - Brown
Green - Dubonnet - Silver Grey

December 15, 1953

EVERSHARP, INC.

Service Parts Part Number List

Models 717 - 719 - 721 - 723 - 725 Slim VENTURA Pens

Model	717	719	721	723	725
Cap	G.P.	S.S.	G.F.	S.S.	G.F.
Clip	G.P.	G.F.	S.S.	S.S.	G.F.
Barrel	P.	P.	P.	S.S.	G.F.
Retail List Price	\$7.50	\$10.00	\$10.50	\$15.00	\$18.00

<u>Parts Description</u>	<u>Part Numbers</u>				
Cap Complete with Clip	8693	8701	8810	8726	8709
Cap and Liner Only	8694	8702	8710	8702	8710
Clip Only	8669	8670	8671	8671	8670
Clip Spring only	8690	8690	8690	8690	8690
Clip and Spring Assembly	8695	8703	8730	8730	8703
Cap Liner Only	8677	8677	8677	8677	8677
Cap Seal Only	8689	8689	8689	8689	8689
Barrel Only (* with liner)	8678	8678	8678	*8731	*8739
Section Only	8666	8666	8666	8666	8666
Ink Sac Only	8668	8668	8668	8668	8668
Presser Bar Only	8679	8679	8679	8679	8679
Air Tube Only	8667	8667	8667	8667	8667
Feed Only	8687	8687	8687	8687	8687
Flexible Nib	8672	8672	8672	8672	8672
Manifold Nib	8673	8673	8673	8673	8673

Code: G.P. - Gold Plated
 G.F. - Gold Filled
 S.S. - Sterling Silver
 P. - Plastic


Plastic Barrel Colors
 Black Green
 Dubonnet Brown
 Blue Silver Grey

December 15, 1953


EVERSHARP, INC.

Service Parts Price List


Slim VENTURA Pens Models 717 - 719 - 721 - 723 - 725



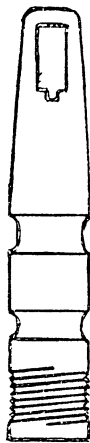
Cap and Clip Assembly



Complete Barrel Assembly



Cap Shell only



Cap Liner




Clip Spring




Clip



Plastic Barrel




Metal Barrel




Cap Seal




Section




Ink sac



Presser Bar



Air Tube



Feed

DESCRIPTION

<u>Model No.</u>	<u>Cap</u>	<u>Clip</u>	<u>Barrel</u>
717	Gold Plated	Gold Plated	Plastic
719	Sterling Silver	Gold Filled	Plastic
721	Gold Filled	Sterling Silver	Plastic
723	Sterling Silver	Sterling Silver	Sterling Silver
725	Gold Filled	Gold Filled	Gold Filled

WINDMILL, INC.

Service Parts Price List

SLIM VENTURA PENCILS

Models 1717 - 1719 - 1721 - 1723 - 1725

Part No.	Parts Description	Suggested Consumer List Price	Suggested Consumer Exchange List Price	Dealer Exchange List Price	A.S.S. Exchange List Price
<u>CAP PARTS</u>					
8713	Cap Complete with Clip	\$ 2.50	\$ 1.80	\$ 1.20	\$.90
8717	Cap Complete with Clip	4.75	3.60	2.40	1.80
8809	Cap Complete with Clip	5.25	3.80	2.53	1.90
8719	Cap Complete with Clip	4.60	3.45	2.30	1.75
8721	Cap Complete with Clip	5.40	3.95	2.63	2.00
8763	Cap & Liner Only	1.65	1.40	.93	.70
8764	Cap & Liner Only	3.60	2.75	1.83	1.40
8765	Cap & Liner Only	4.25	3.10	2.07	1.55
8669	Clip Only	.60	.30	.20	.15
8670	Clip Only	.90	.60	.45	.30
8671	Clip Only	.75	.60	.45	.30
8690	Clip Spring Only	.25	.10	.07	.05
8695	Clip & Spring Assembly	.85	.40	.27	.20
8703	Clip & Spring Assembly	1.15	.85	.57	.45
8730	Clip & Spring Assembly	1.00	.70	.47	.35
8665	Cap Liner	.50	.50	.35	.25
<u>BARREL PARTS</u>					
8519	Complete Barrel Assembly	2.85	1.70	1.15	.85
8766	Complete Barrel Assembly	3.35	1.90	1.30	.95
8740	Complete Barrel Assembly	6.00	4.00	2.65	2.00
8748	Complete Barrel Assembly	8.00	5.80	3.85	2.90
8754	Barrel & Liner Assembly Only	4.00	3.00	2.00	1.50
8755	Barrel & Liner Assembly Only	6.50	5.00	3.35	2.50
8499	Barrel Only	1.25	.80	.55	.40
8682	Barrel Only	3.50	2.50	1.65	1.25
8681	Barrel Only	6.00	4.50	3.00	2.25
8680	Barrel Liner Only	.50	.50	.35	.25
8475	Barrel Bushing Only	.10	.10	.07	.05
8517	Barrel & Bushing Assembly	1.35	.90	.62	.45
8518	Magazine & Mechanism Assembly	1.00	.60	.40	.30
5120	Eraser & Mount Only	.05	.05	.03	.02
6450	Tip Only	.50	.20	.13	.10
8735	Tip Only	1.00	.40	.27	.20

December 15, 1953

EVERSHARP, INC.

Service Parts Part Number List

Models 1717 - 1719 - 1721 - 1723 - 1725 Slim VENTURA Pencils

Model	1717	1719	1721	1723	1725
Cap	G.P.	S.S.	G.F.	S.S.	G.F.
Clip	G.P.	G.F.	S.S.	S.S.	G.F.
Barrel	P.	P.	P.	S.S.	G.F.
Retail List Price	\$5.00	\$6.50	\$8.25	\$10.00	\$12.00


<u>Parts Description</u>	<u>Part Numbers</u>				
Cap Complete with Clip	8713	8717	8809	8719	8721
Cap and Liner Only	8763	8764	8765	8764	8765
Clip Only	8669	8670	8671	8671	8670
Clip Spring Only	8690	8690	8690	8690	8690
Clip & Spring Assembly	8695	8703	8730	8730	8703
Cap Liner Only	8665	8665	8665	8665	8665
Barrel Complete	8519	8766	8519	8740	8748
Barrel Only	8499	8499	8499	8682	8681
Barrel Bushing Only	8475	8475	8475	xxxx	xxxx
Barrel & Bushing Assembly	8517	8517	8517	xxxx	xxxx
Magazine & Mechanism Assb.	8518	8518	8518	8518	8518
Eraser and Mount	5120	5120	5120	5120	5120
Tip Only	6450	8735	6450	8735	6450
Barrel Liner Only	xxxx	xxxx	xxxx	8680	8680
Barrel & Liner Assembly	xxxx	xxxx	xxxx	8754	8755

Code: G.P. - Gold Plated
 G.F. - Gold Filled
 S.S. - Sterling Silver
 P. - Plastic


Plastic Barrel Colors
 Black Green
 Dubonnet Brown
 Blue Silver Grey

EVERSHARP, INC.
Service Parts Price List

Slim VENTURA Pencils Models 1717 - 1719 - 1721 - 1723 - 1725



Cap and Clip Assembly



Complete Barrel Assembly




Cap Shell only



Cap Liner




Clip Spring




Clip




Barrel Bushing




Plastic Barrel




Metal Barrel



Eraser & Mount



Mechanism



Tip

DESCRIPTION

<u>Model No.</u>	<u>Cap</u>	<u>Clip</u>	<u>Barrel</u>
1717	Gold Plated	Gold Plated	Plastic
1719	Sterling Silver	Gold Filled	Plastic
1721	Gold Filled	Sterling Silver	Plastic
1723	Sterling Silver	Sterling Silver	Sterling Silver
1725	Gold Filled	Gold Filled	Gold Filled

December 16, 1953

REPAIR BULLETIN ON #619 - #621 EVERSARP RETRACTABLE PENS

Cap & Clip Assembly

To disassemble the cap and clip assembly, the only tool required is a common household pin or a thin steel blade approximately .015 thick and 1/16" wide.

The entire clip assembly action is controlled by the small rectangular push button near the top of the clip. Depress this push button and using either the pin or thin blade, insert the pin or blade in the opening between the push button top and clip pressing inward on the tool until the Actuator Spring (#8849) is released and the Actuator Assembly (#8848) snaps upward and free. Remove both Actuator Assembly and Spring from and up through the Cap Shell Assembly (#8846).

To remove Clip Assembly (#8847), hold pen with either hand with the thumb of the holding hand in a pushing position against the bottom of the Clip Assembly. Depressing the top portion of the Clip Assembly into the Cap Shell Assembly as far as possible, push upward with the thumb held at the bottom of the clip assembly. This action will result in the clip assembly being at an approximate 45° angle from the Cap Shell Assembly with the clip assembly top extending through the Cap Shell Assembly top opening approximately 1/4". By grasping the bottom of the Clip Assembly with the thumb and forefinger of either hand, and gradually pulling outward, the Clip Assembly will disengage itself from the Cap Shell Assembly. No force is necessary for this.

To replace a new Clip Assembly reverse the above procedure until the Clip Assembly top protrudes through the Cap Shell Assembly top for approximately 1/4". Grasping the complete pen in either hand, grasp the bottom of the Clip Assembly between the thumb and forefinger of the other hand and pull downward gradually decreasing the angle of the Clip Assembly to the Cap Shell Assembly. This action will result in the Clip Assembly snapping into it's intended position.

Replacement of the Actuator Assembly and Actuator Spring is accomplished by inserting the assembly through the top of the Cap Shell Assembly making sure that the Actuator Spring is directly in line with the Clip Assembly. Push the Actuator Assembly into the pen until the Actuator Assembly top button is resting on the top of the Cap Shell Assembly slightly off-center. Center the button, making sure that the Actuator Spring is still in alignment with the Clip Assembly. Press downward until the Actuator Assembly snaps into position.

The action should now operate smoothly with distinct "snaps". In the event a impairment occurs to prevent this smooth action, straightening of the clip very slightly will remedy this fault.

Dropping of the pen will sometimes jam the opening of the tip. If this occurs, reversing a KEC-54 cartridge tip in the pen tip and rotating it will usually repair the tip itself. If this is impossible to do, a new tip is necessary.

EVERSHARP, INC.

Service Parts Price List

EVERSHARP "KIMBERLY" RETRACTABLE PENS

Models #619 - #621

Part No.	Parts Description	Suggested Consumer List Price	Suggested Consumer Exchange List Price	Dealer Exchange List Price	A.S.S. Exchange List Price
<u>CAP PARTS</u>					
8846	Cap Shell Assembly	\$ 2.00	\$ 1.80	\$ 1.20	\$.90
8847	Clip Assembly	.50	.50	.33	.25
8848	Actuator Assembly	.50	.50	.33	.25
8849	Actuator Spring	.20	.20	.13	.10
8631	Coil Spring	.10	.10	.07	.05
<u>BARREL PARTS</u>					
8850	Plastic Barrel	.40	.40	.27	.20
8851	Gold Plated Barrel	2.00	1.80	1.20	.90
8852	Barrel Band	.10	.10	.07	.05
8853	Barrel Tip	.50	.40	.27	.20
KEC-54	Cartridge	.50	REGULAR TRADE DISCOUNT		

COLORS: #619 - Black
 Blue
 Maroon

Green
 Grey

#621 - Black
 Blue Metallic
 Maroon Metallic

EVERSHARP, INC.

Service Parts Part Number List

Models #619 - #621 Retractable Ball Point Pen
with Safety Clip

Model	619	621
Cap	G.P.	G.P.
Clip	G.P.	G.P.
Barrel	P.	G.P.
Retail List Price	\$3.75	\$5.00




<u>Parts Description</u>	<u>Part Numbers</u>	
Cap Shell Assembly	8846	8846
Clip Assembly	8847	8847
Actuator Assembly	8848	8848
Actuator Spring	8849	8849
Coil Spring	8631	8631
Plastic Barrel	8850	xxxx
Gold Plated Barrel	xxxx	8851
Barrel Band	8852	8852
Barrel Tip	8853	8853
Cartridge	KEC-54	KEC-54

Code: G.P. - Gold Plated
P. - Plastic


Colors: 619 - Black Blue
Green Grey
Maroon

621 - Black
Blue Metallic
Maroon Metallic

EVERSHARD, INC.
 Models #619 and #621 RETRACTABLE Pens




Cap Assembly



Barrel



Clip
 Assembly



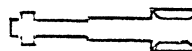
Actuator
 Assembly



Coil
 Spring



Tip



Actuator
 Spring



Band

DESCRIPTION

<u>Model No.</u>	<u>Cap</u>	<u>Clip</u>	<u>Barrel</u>
619	Gold Colored	Gold Colored	Plastic
621	Gold Colored	Gold Colored	Gold Colored

CARTRIDGE KEC-54

December 15, 1953

EVERSHARP, INC.

Service Parts Price List

LEATHER-COVERED REPEATER PENCILS

Models #117-A & #117-S

Part No.	Parts Description	Suggested Consumer List Price	Suggested Consumer Exchange List Price	Dealer Exchange List Price	A.S.S. Exchange List Price
8786	Barrel, Shell & Clip Assembly	\$ 6.35	\$ 6.00	\$ 4.00	\$ 3.00
8788	Barrel, Shell & Clip Assembly	4.85	4.50	3.00	2.25
8776	Barrel Only	5.50	5.50	3.70	2.75
8779	Barrel Only	4.00	4.00	2.65	2.00
8773	Barrel End Shell Only	.25	.20	.13	.10
8813	Clip Only	.60	.30	.20	.15
8770	Barrel Band	.25	.10	.07	.05
8774	Eraser Cap Only	.50	.30	.20	.15
5120	Eraser & Mount Only	.05	.05	.03	.02
5229	Magazine & Mechanism Assembly	1.00	.40	.25	.20
8771	Mechanism Space Collar	.05	.05	.03	.02
6450	Tip Only	.50	.20	.13	.10

COLORS: - 117-Alligator

117-Snake

Brown Only

Tan - Green - Red

EVERSHARP, INC.
Service Parts Part Number List
Models 117-A and 117-S Pencils Only

<u>Parts Description</u>	<u>117-A</u>	<u>117-S</u>
Barrel, Shell & Clip Assembly	8786	8788
Barrel Only	8776	8779
Barrel End Shell Only	8773	8773
Clip Only	8813	8813
Barrel Band Only	8770	8770
Eraser Cap Only	8774	8774
Eraser & Mount	5120	5120
Magazine & Mechanism Assembly	5229	5229
Mechanism Space Collar	8771	8771
Tip Only	6450	6450

Colors: Alligator - Brown Only
Snake - Tan-Green-Red

December 15, 1953

EVERSHARP, INC.

Service Parts Price List

Models 117-A & 117-S Alligator and Snake Pencils




117-A Alligator (Brown only)



117-S Snake (red-green-tan colors)

Alligator Barrel only




Snake Barrel only



Eraser
Cap



Eraser
&
Mount




Mechanism



Mech.
Space
Collar




Barrel
End
Shell



Clip



Barrel
End
Band



Tip